

Instructions:

- Document will have portal, plugin settings, each, and everything to setup
- The basic setup instructions for each PMS, any settings to amend in the portal, what is pulled, what can be changed, any maintenance, etc.
- In a word format and tom can then create it on site as a docs
- We might need to use screenshots as well

Index:

- Introduction
- Portal
 - Add Listings
 - Add Calendar / Availability
 - Add Reservations
 - Cancel Reservations
- API Integration
 - Credentials Required
 - Endpoints
 - All listings
 - Single listing
 - Reservations (Create/Cancel)
 - Prices (Extra guest fee, daily price, Taxes, Discounts)
 - Availability (Min stay, Available)
 - Missing Endpoints
 - Manual sync all or single listing
 - Auto Sync settings
- Website Settings
 - Plugin Settings
 - Overriding
 - Cronjobs (Enable/Disable)
- Customization
 - Auto Registration
 - Path of files for custom code.
- Gateways
 - Stripe
 - Options on theme settings
 - Path of files for custom code.
- Code
 - Child Theme.
 - API Plugin.

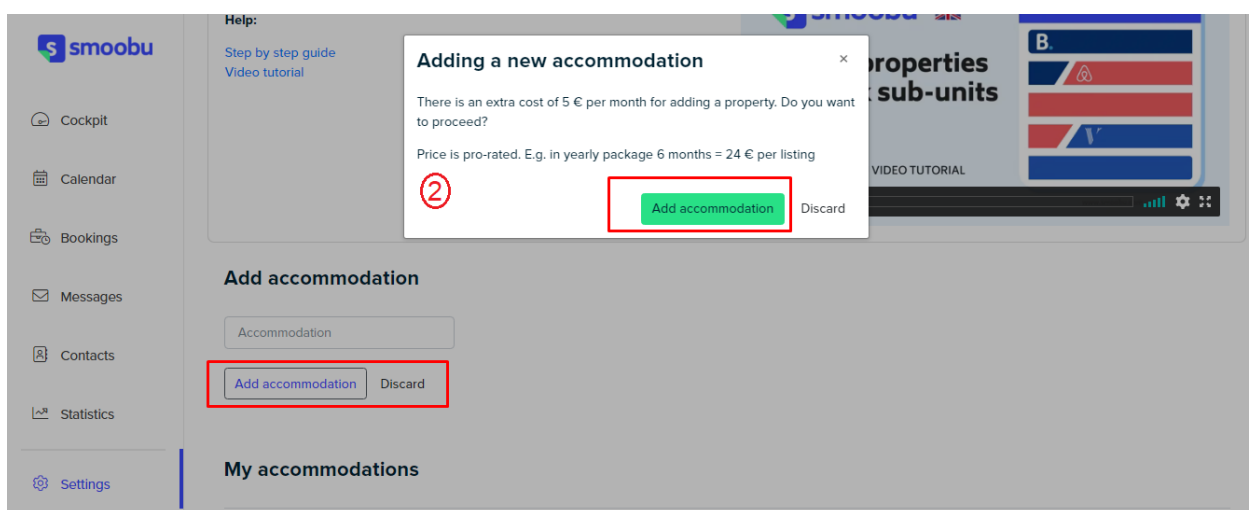
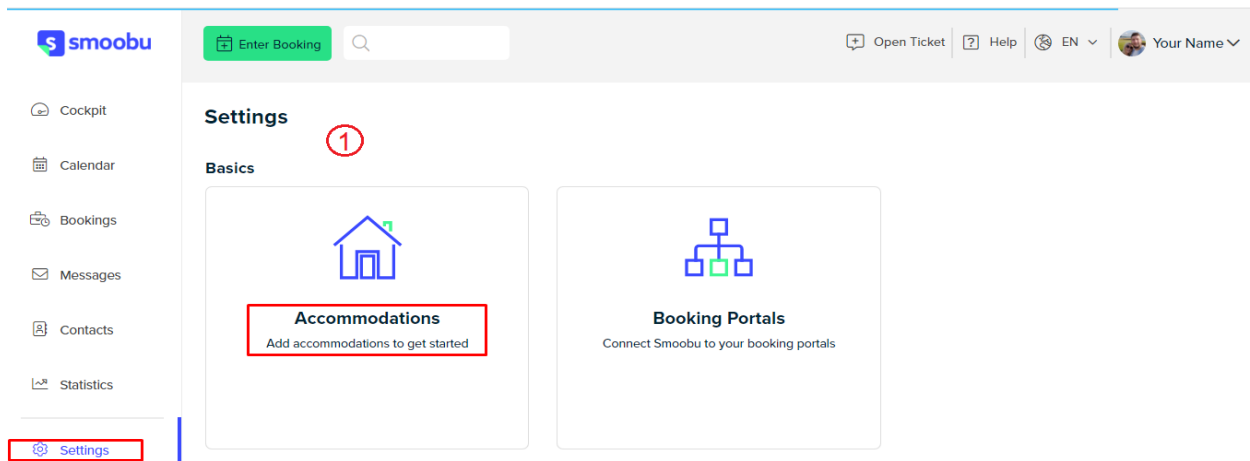
1- Introduction

Smoobu API

Smoobu is the All-in-One software for Short-Term & Vacation Rentals. Smoobu syncs all your booking portals, such as Airbnb, Booking.com, VRBO, Trip.com, Agoda etc, automatically, so you no longer need to worry about double booking and manual prices.

2- Portal

Add Listings



smoobu

Cockpit

Calendar

Bookings

Messages

Contacts

Statistics

Settings

Accommodation

Add accommodationDiscard

My accommodations

3

312 The Linen Apartments	<div><div></div><div></div></div>
314 The Linen Apartments	<div><div></div><div></div></div>
316 The Linen Apartments	<div><div></div><div></div></div>
No.10 StayDunfermline	<div><div></div><div></div></div>
No.46 StayDunfermline	<div><div></div><div></div></div>
The Steadings	<div><div></div><div></div></div>

smoobu

Cockpit

Calendar

Bookings

Messages

Contacts

Statistics

Settings

Instant Bookings

4

Website Builder

Create or edit your Smoobu website

Booking tool

Booking engine settings for your Smoobu website and / or external existing website

Homepage Calendar

Insert a calendar into your pre-existing external homepage

Connect to third party applications

For Developers

Connect your own application to Smoobu through API

Integrations & Partnerships

Connect third party applications to Smoobu

smoobu

Cockpit

Calendar

Bookings

Messages

Contacts

Statistics

Settings

Settings / Website Builder / Accommodations

5

Website

Basics

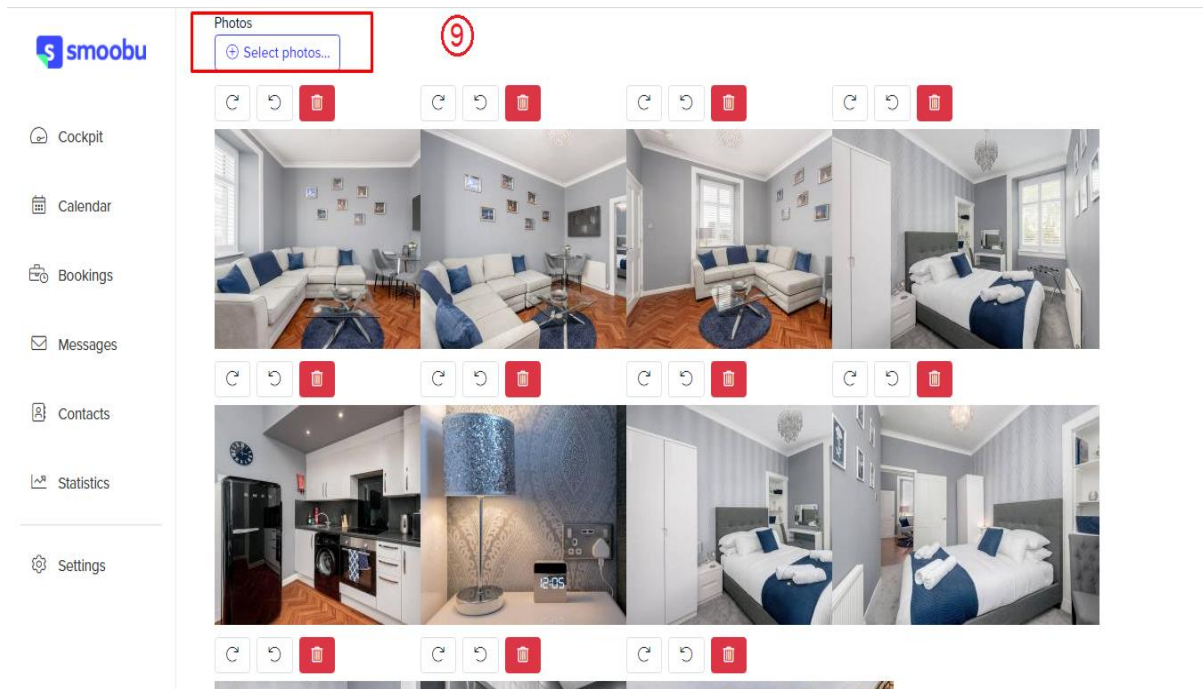
Website Content

Accommodations

Preview

Select accommodations to be displayed on website

<input type="checkbox"/> 312 The Linen Apartments	<div>Details & Photos</div>
<input type="checkbox"/> 314 The Linen Apartments	<div>Details & Photos</div>
<input type="checkbox"/> 316 The Linen Apartments	<div>Details & Photos</div>
<input checked="" type="checkbox"/> No.10 StayDunfermline	<div>Details & Photos</div>
<input checked="" type="checkbox"/> No.46 StayDunfermline	<div>Details & Photos</div>
<input checked="" type="checkbox"/> The Steadings	<div>Details & Photos</div>



Add Calendar / Availability

Calendar

On the Prices Calendar you can enter/modify Prices and Minimum stays for your website and booking portals.
Have you connected all portals and now would like to set your prices? [Please watch our Guide here](#)

IMPORTANT:

- 1) The price sent is the Standard Base Rate: [Read here where are these prices sent](#)
- 2) Don't you want to enter prices manually? Import them from a portal into Smoobu: [Read the guide](#)
- 3) You can manage different prices for portals: [Read the guide](#)
- 4) More price settings for your website [here](#) (Settings - Booking tool)

[Change range of dates](#) [Settings](#)

November, 2021

	10/11	11/11	12/11	13/11	14/11	15/11	16/11	17/11	18/11	19/11	20/11	21/11	22/11	23/11	24/11	25/11	26/11	27/11	28/11
312 The Linen Apa...																			
Base price																			
314 The Linen Apar...																			
Base price																			
316 The Linen Apa...																			
Base price																			
No.10 StayDunferm...																			
Base price																			
No.46 StayDunferm...																			

All listings calendar prices Availability

Add Reservations

The screenshot shows the Smoobu dashboard with the 'Bookings' tab selected. The 'Enter Booking' button is highlighted with a red box and a circled '11'. The Bookings table is visible with columns: Arrival, Departure, Property, Guest, Portal, Created, and Status.

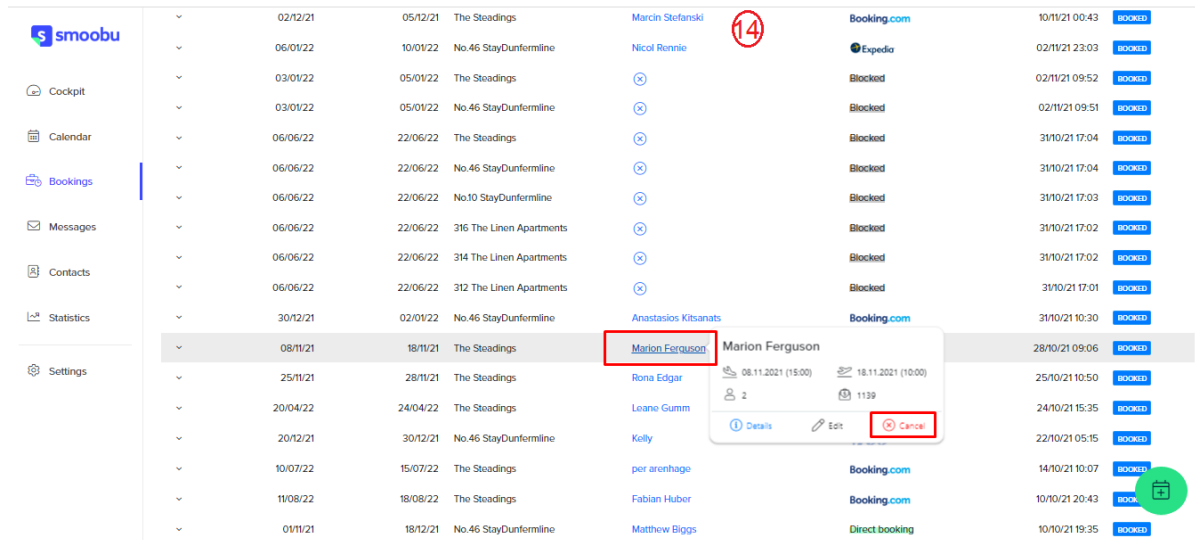
Arrival	Departure	Property	Guest	Portal	Created	Status
02/12/21	05/12/21	The Steadings	Marcin Stefanski	Booking.com	10/11/21 00:43	BOOKED
06/01/22	10/01/22	No.46 StayDunfermline	Nicol Rennie	Expedia	02/11/21 23:03	BOOKED
03/01/22	05/01/22	The Steadings	⊗	Blocked	02/11/21 09:52	BOOKED
03/01/22	05/01/22	No.46 StayDunfermline	⊗	Blocked	02/11/21 09:51	BOOKED
06/06/22	22/06/22	The Steadings	⊗	Blocked	31/10/21 17:04	BOOKED
06/06/22	22/06/22	No.46 StayDunfermline	⊗	Blocked	31/10/21 17:04	BOOKED
06/06/22	22/06/22	No.10 StayDunfermline	⊗	Blocked	31/10/21 17:03	BOOKED
06/06/22	22/06/22	316 The Linen Apartments	⊗	Blocked	31/10/21 17:02	BOOKED
06/06/22	22/06/22	314 The Linen Apartments	⊗	Blocked	31/10/21 17:02	BOOKED
06/06/22	22/06/22	312 The Linen Apartments	⊗	Blocked	31/10/21 17:01	BOOKED
30/12/21	02/01/22	No.46 StayDunfermline	Anastasios Kitsanats	Booking.com	31/10/21 10:30	BOOKED
08/11/21	18/11/21	The Steadings	Marion Ferguson	Boostly	28/10/21 09:06	BOOKED

The screenshot shows the Smoobu dashboard with the 'Enter Booking' modal open. The 'Enter Booking' button is highlighted with a red box and a circled '12'. A red arrow points to the button with the text 'By clicking on Enter Booking Button'. The modal contains fields for Portal, Accommodation, Arrival, Departure, Name, Email, Language, Adults, Children, Price, and Details. The 'Save' button is highlighted with a red box.

The screenshot shows the Smoobu dashboard with the 'Enter Booking' modal open. The 'Enter Booking' button is highlighted with a red box and a circled '13'. The 'Save' button is highlighted with a red box. The modal contains fields for Portal, Accommodation, Arrival, Departure, Name, Email, Language, Adults, Children, Price, and Details. The 'Save' button is highlighted with a red box.

Cancel Reservations.

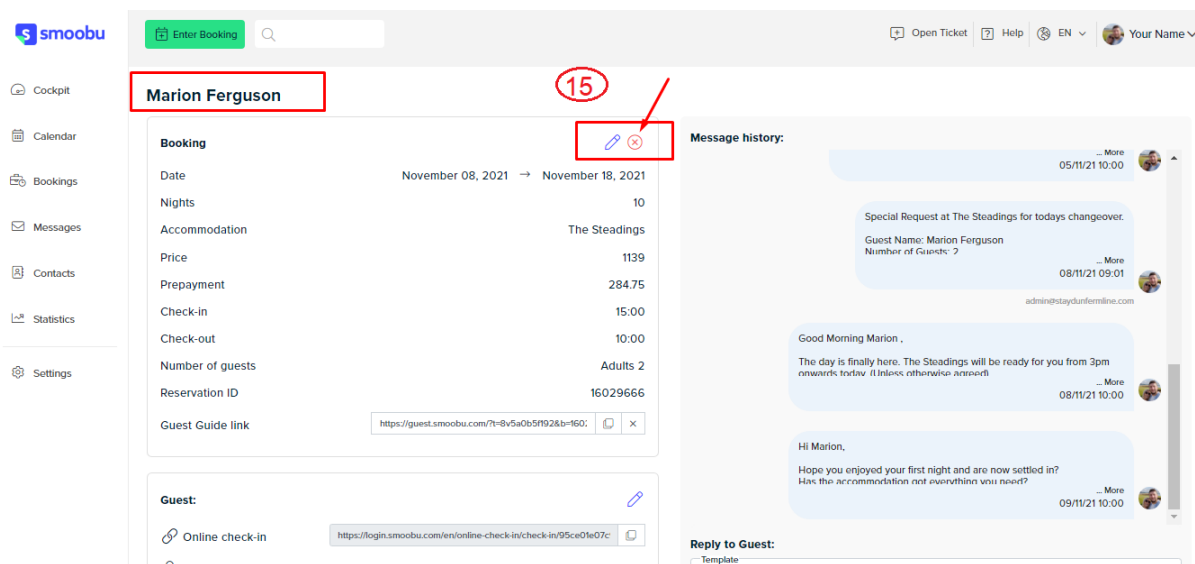
1- Booking can be cancelled from this icon.



The screenshot shows the Smoobu interface with a list of bookings. A modal for the booking 'Marion Ferguson' is open, showing details and a 'Cancel' button highlighted with a red box. A red circle with the number '14' points to the 'Cancel' button in the modal.

Icon	Date	Property	Guest Name	Booking Source	Status
✕	02/12/21	05/12/21 The Steadings	Marcin Stefanski	Booking.com	BOOKED
✕	06/01/22	10/01/22 No.46 StayDunfermline	Nicol Rennie	Expedia	BOOKED
✕	03/01/22	05/01/22 The Steadings	✕	Blocked	BOOKED
✕	03/01/22	05/01/22 No.46 StayDunfermline	✕	Blocked	BOOKED
✕	06/06/22	22/06/22 The Steadings	✕	Blocked	BOOKED
✕	06/06/22	22/06/22 No.46 StayDunfermline	✕	Blocked	BOOKED
✕	06/06/22	22/06/22 No.10 StayDunfermline	✕	Blocked	BOOKED
✕	06/06/22	22/06/22 316 The Linen Apartments	✕	Blocked	BOOKED
✕	06/06/22	22/06/22 314 The Linen Apartments	✕	Blocked	BOOKED
✕	06/06/22	22/06/22 312 The Linen Apartments	✕	Blocked	BOOKED
✕	30/12/21	02/01/22 No.46 StayDunfermline	Anastasios Kitsanats	Booking.com	BOOKED
✕	08/11/21	18/11/21 The Steadings	Marion Ferguson	Booking.com	BOOKED
✕	25/11/21	28/11/21 The Steadings	Rona Edgar	Booking.com	BOOKED
✕	20/04/22	24/04/22 The Steadings	Leane Gumm	Booking.com	BOOKED
✕	20/12/21	30/12/21 No.46 StayDunfermline	Kelly	Booking.com	BOOKED
✕	10/07/22	15/07/22 The Steadings	per arenhage	Booking.com	BOOKED
✕	11/08/22	18/08/22 The Steadings	Fabian Huber	Booking.com	BOOKED
✕	01/11/21	18/12/21 No.46 StayDunfermline	Matthew Biggs	Direct booking	BOOKED

2- It can also be discard by opening the booking and clicking cross icon.



The screenshot shows the Smoobu booking details page for 'Marion Ferguson'. A red box highlights the 'Cancel' icon (a circle with a cross) in the top right corner of the booking details section, with a red circle and the number '15' pointing to it. The page also displays a message history and a guest guide link.

Booking Details:

- Booking:** Marion Ferguson
- Date:** November 08, 2021 → November 18, 2021
- Nights:** 10
- Accommodation:** The Steadings
- Price:** 1139
- Prepayment:** 284.75
- Check-in:** 15:00
- Check-out:** 10:00
- Number of guests:** Adults 2
- Reservation ID:** 16029666
- Guest Guide link:** <https://guest.smoobu.com/?t=8v5a0b5f192&b=160>


Message history:

- Special Request at The Steadings for todays changeover.
Guest Name: Marion Ferguson
Number of Guests: 2
- Good Morning Marion .
The day is finally here. The Steadings will be ready for you from 3pm onwards today (I'll be in otherwise around 11:00)
- Hi Marion,
Hope you enjoyed your first night and are now settled in?
Have the accommodation met everything you need?

Reply to Guest:


Template

Booking Engine:




- Cockpit
- Calendar
- Bookings
- Messages
- Contacts
- Statistics
- Settings**


Instant Bookings



Website Builder
Create or edit your Smoobu website




Booking tool
Booking engine settings for your Smoobu website and / or external existing website




Homepage Calendar
Insert a calendar into your pre-existing external homepage


Connect to third party applications



For Developers
Connect your own application to Smoobu through API



Integrations & Partnerships
Connect third party applications to Smoobu




- Cockpit
- Calendar
- Bookings
- Messages
- Contacts
- Statistics
- Settings**

Booking tool

Accommodation settings

Accommodation Selection: 312 The Linen Apartments [Edit in Bulk](#)

Marketing title for Accommodation: English 312 The Linen Apartments

Accommodation Photo:  [Save](#)

Choose a file or drag here.

Cleaning fee: 39 €

Prepayment: 25 %

Min. days between Booking and Arrival: 0 days

Extra guests / night: 10 €

Starting at the 3rd guest


Max. number of guests: 6 guests

Arrival and departure days [+](#)

Booking Engine Settings


[Preview](#)

Embed in website




- Cockpit
- Calendar
- Bookings
- Messages
- Contacts
- Statistics
- Settings**


Instant Bookings



Website Builder
Create or edit your Smoobu website




Booking tool
Booking engine settings for your Smoobu website and / or external existing website




Homepage Calendar
Insert a calendar into your pre-existing external homepage


Connect to third party applications



For Developers
Connect your own application to Smoobu through API



Integrations & Partnerships
Connect third party applications to Smoobu



- Cockpit
- Calendar
- Bookings
- Messages
- Contacts
- Statistics
- Settings**

[Enter Booking](#)

Settings / Booking Portals / Website

Website

[Click here for API documentation](#)

Two-way synchronization

API-Key: UqHwHlxEugCKoyx7KmQacHTStdEo5jr5 [Copy](#)

SettingsChannelId: 915408 [Copy](#)

Blocked SettingsChannel Id: 915399 [Copy](#)

Webhook URLs

https://wordpress-535360-1714275.cloudwaysapps.com/wp-json/smoobu-calendar/v1/update [Delete](#)

[Save](#)

3- API Integration

Credentials Required

- 1- API Key
- 2- Channel ID (For creating booking on portal)

API Key is required for getting response of all requests.

Endpoints

API Doc: <https://docs.smoobu.com/#introduction/>

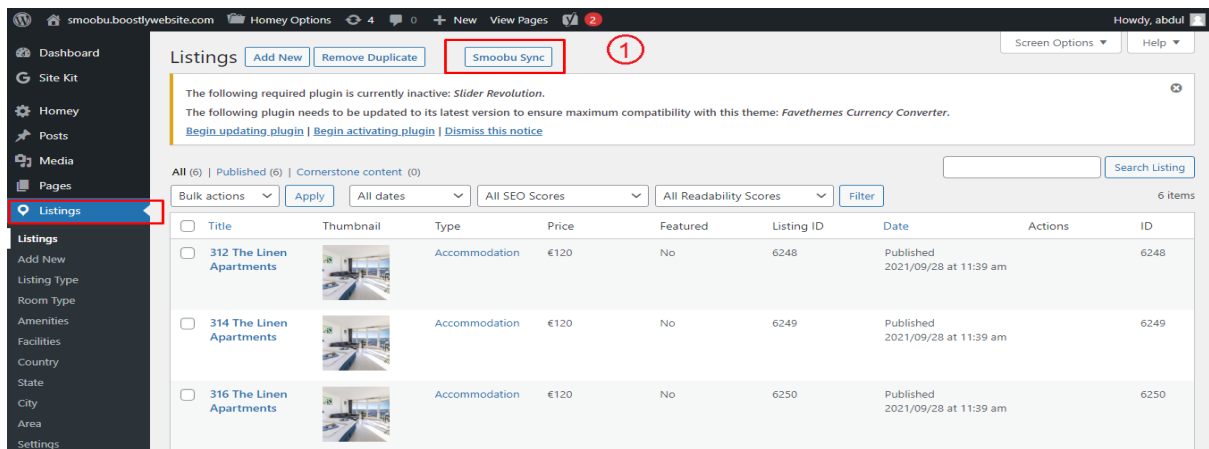
- 1- GET Listings
<https://login.smoobu.com/api/apartments>
- 2- GET Single Listing
<https://login.smoobu.com/api/apartments/apartmentId>
- 3- GET Prices & Availability
[https://login.smoobu.com/api/rates?apartments\[\]=805998&start_date=2021-11-10&end_date=2022-11-10](https://login.smoobu.com/api/rates?apartments[]=805998&start_date=2021-11-10&end_date=2022-11-10)
- 4- Create Reservation
<https://login.smoobu.com/api/reservations>
- 5- Cancel Reservation
<https://login.smoobu.com/api/reservations/<reservationId>>

Missing data

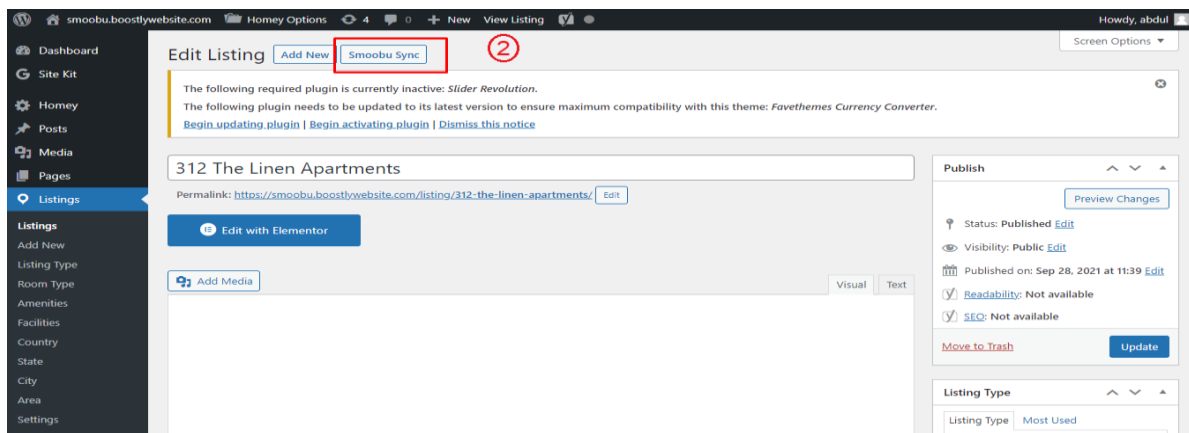
- 1- No listing description
- 2- No listing Photos
- 3- Amenities are coming for some listings and some are empty
- 4- No cleaning fee

Manual sync options

1- All Data sync

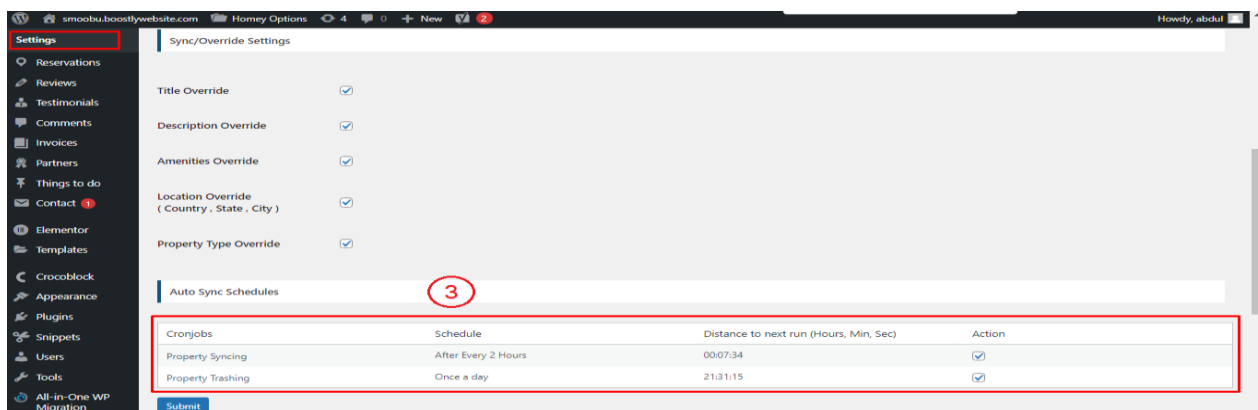


2- Single listing sync (Go single listing edit page)



Auto Sync Settings

- 1- Plugin Setting page (Go to Listings > Settings)
- 2- View existing auto schedules
- 3- Can enable/Disable each auto sync by clicking checkbox under Action Column.



4- Website Settings

Plugin Settings

- 1- Plugin Setting page (Go to Listings > Settings)
- 2- Enter required API credentials

The screenshot shows the 'API Credentials' section of the plugin settings. A red box highlights the input fields for 'API Key', 'Channel ID', and 'Default featured Image URL'. A red circle with the number '4' is placed to the right of the 'API Key' field. The 'API Key' field contains the text 'UqHwHkoEugCKoyx7KmQacHTStdEo5jr5'. The 'Channel ID' field contains the text '915408'. The 'Default featured Image URL' field contains the text 'https://smoobu.boostlywebsite.com/wp-content/uplo'.

API Credentials

API Key: UqHwHkoEugCKoyx7KmQacHTStdEo5jr5

Channel ID: 915408

Default featured Image URL: https://smoobu.boostlywebsite.com/wp-content/uplo

Sync/Override Settings

Title Override: ☒

Description Override: ☒

Amenities Override: ☒

- 3- Override options
- 4- You can enable / disable override settings for API data.

The screenshot shows the 'Sync/Override Settings' section of the plugin settings. A red box highlights the 'Sync/Override Settings' section, which includes checkboxes for 'Title Override', 'Description Override', 'Amenities Override', 'Location Override (Country, State, City)', and 'Property Type Override'. A red circle with the number '5' is placed above the 'Title Override' checkbox. The 'Auto Sync Schedules' section is visible below, showing a table with columns for 'Cronjobs', 'Schedule', 'Distance to next run (Hours, Min, Sec)', and 'Action'.

Sync/Override Settings

Title Override: ☒

Description Override: ☒

Amenities Override: ☒

Location Override (Country, State, City): ☒

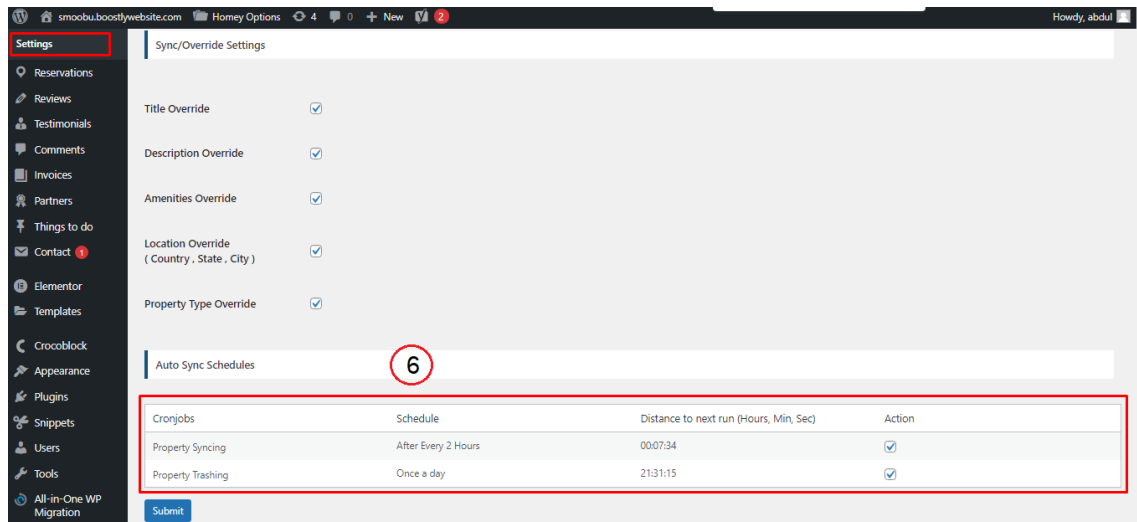
Property Type Override: ☒

Auto Sync Schedules

Cronjobs	Schedule	Distance to next run (Hours, Min, Sec)	Action
Property Syncing	After Every 2 Hours	00:57:01	<input checked="" type="checkbox"/>
Property Trashing	Once a day	20:20:42	<input checked="" type="checkbox"/>

Submit

- 5- Can view and enable/disable Auto Syncs.



5- Customization

Auto Registration

Changes for auto registrations module are in following files.

- 1- homey-child\template-parts\boostly-modal-register.php
- 2- homey-child\template-parts\instance-booking\nightly.php
- 3- plugin\smoobu\assets\js\smoobu.js
- 4- plugin\smoobu\smoobu.php

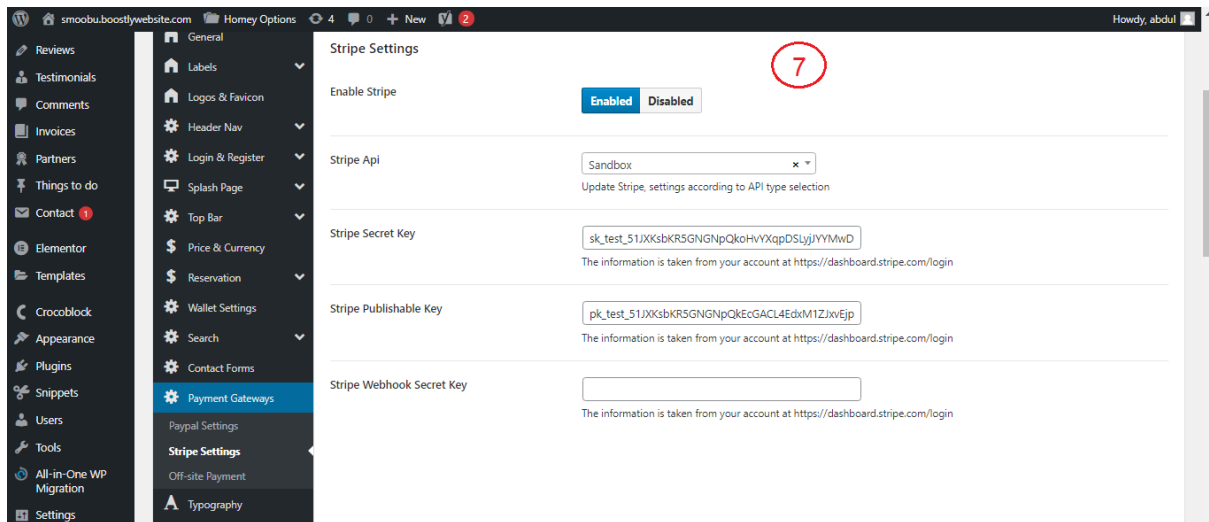
6- Gateways

Stripe

Changes regarding stripe to Hostaway reservation are in the following files.

- 1- theme\homey-child\template-parts\instance-booking\nightly.php
- 2- plugin\smoobu\smoobu.php
- 3- plugin\smoobu\assets\js\smoobu.js
- 4- plugin\smoobu\classes\class-stripe.php

Homey theme settings to enable / disable Stripe gateway



7- Code

Child Theme

Path: theme\homey-child

API Plugin

Path: plugin\Smoobu