

Instructions:

- Document will have portal, plugin settings, each, and everything to setup
- The basic setup instructions for each PMS, any settings to amend in the portal, what is pulled, what can be changed, any maintenance, etc.
- In a word format and tom can then create it on site as a docs
- We might need to use screenshots as well

Index:

- Introduction
- Portal
 - Add Listings
 - Add Calendar / Availability
 - Add Reservations
 - Cancel Reservations
- API Integration
 - Credentials Required
 - Endpoints
 - All listings
 - Single listing
 - Reservations (Create/Cancel)
 - Prices (Extra guest fee, daily price, Taxes, Discounts)
 - Availability (Min stay, Available)
 - Missing Endpoints
 - Manual sync all or single listing
 - Auto Sync settings
- Website Settings
 - Plugin Settings
 - Overriding
 - Cronjobs (Enable/Disable)
- Customization
 - Auto Registration
 - Path of files for custom code.
- Gateways
 - Stripe
 - Options on theme settings
 - Path of files for custom code.
 - PayPal
 - Options on theme settings
 - Path of files for custom code.
 - PayPal Sofort
 - Option is plugin settings
 - Path of files for custom code.
- Code
 - Child Theme.
 - API Plugin.

1- Introduction

Rentals United API

Advanced distribution platform for professional short-term rental property managers (with 10+ rentals) looking to advertise on worldwide booking channels.

2- Portal

Add Listings

rentals united

SERVICES

BOOKINGS

PROPERTIES

GUEST PLANNER

HELP

Matt

BACK TO MY PROPERTIES

1

ADD NEW PROPERTY

ADD NEW BUILDING

MULTICALENDAR

ADD A PROPERTY

Create and edit your property information.

Step 1, 2 Minutes
BASIC INFO

Step 2, 3 Minutes
AMENITIES

Step 3, 2 Minutes
DESCRIPTION

Copy everything from Another Apartment

show Multi-unit settings for serviced properties

Property Name

Give your Property a name. 70 characters is ideal. 0 / 150

Property Type

Please select

Please select

Please select

Please select

2

Step 1, 2 Minutes
BASIC INFO

Step 2, 3 Minutes
AMENITIES

Step 3, 2 Minutes
DESCRIPTION

Step 4, 1 Minute
PHOTOS

Step 5, 3 Minutes
PRICE & AVAILABILITY

Step 6, 2 Minutes
CHECK-IN/CHECK-OUT

Step 7, 2 Minutes

Composition

What's new?

- 0 +

Number of bedrooms
(keep 0 if it's a studio)

- 0 +

Number of bathrooms
(or shower rooms)

- 0 +

Number of toilets
(that are separate from bathrooms)

☐ This Property Includes Separate Kitchen/Cooking Area/Kitchenette

Property Amenities

POPULAR AMENITIES

☐ Internet

☐ Linen & towels

☐ Iron & ironing board

☐ Parking

☐ Satellite TV

☐ Cable TV

☐ Baby Cot.

☐ Terrace

☐ Dishwasher

☐ Swimming pool

☐ Heating

☐ Air conditioning

✓ Step 1, 2 Minutes
BASIC INFO

✗ Step 2, 3 Minutes
AMENITIES

Step 3, 2 Minutes
DESCRIPTION

Step 4, 1 Minute
PHOTOS

Step 5, 3 Minutes
PRICE & AVAILABILITY

Step 6, 2 Minutes
CHECK-IN/CHECK-OUT

Step 7, 2 Minutes

Description ✕ 3

ENGLISH

700 characters minimum without HTML. 0/700

Delete

SAVE & NEXT ▶

EDIT PROPERTY

Create and edit your property information.

✓ Step 1, 2 Minutes
BASIC INFO

✗ Step 2, 3 Minutes
AMENITIES

✗ Step 3, 2 Minutes
DESCRIPTION

Step 4, 1 Minute
PHOTOS

Step 5, 3 Minutes
PRICE & AVAILABILITY

Step 6, 2 Minutes
CHECK-IN/CHECK-OUT

Photos ✕ 4

Choose to add photos individually or in a bulk. Reorder by dragging. The photo size cannot exceed 2 MB. For every time you upload in bulk the total size cannot exceed 10 MB.
HomeAway will not accept pictures under 1920 x 1080 pixels so upload your largest photos.

+ Add Photo

+ Add Floorplan

What's new?

SAVE & NEXT ▶

✓ Step 1, 2 Minutes
BASIC INFO

✗ Step 2, 3 Minutes
AMENITIES

✗ Step 3, 2 Minutes
DESCRIPTION

✗ Step 4, 1 Minute
PHOTOS

✗ Step 5, 3 Minutes
PRICE & AVAILABILITY

Step 6, 2 Minutes
CHECK-IN/CHECK-OUT

Step 7, 2 Minutes
PAYMENTS

Arrival Information ✓ ? 5

Please contact the Landlord at least days prior to your arrival to confirm your arrival time and transport mode using this email

or this telephone number

Normal Check-in/Check-out Times ✓ ?

Normal checkin times (without a charge): from: to:

Normal checkout time (without a charge):

The checkin will happen:

Arrival Instructions ?

+ Add language

Late Check-in/Early Check-out ?

+ Add Fee

EDIT PROPERTY

Create and edit your property information.

✓ Step 1, 2 Minutes
BASIC INFO

✗ Step 2, 3 Minutes
AMENITIES

✗ Step 3, 2 Minutes
DESCRIPTION

✗ Step 4, 1 Minute
PHOTOS

✗ Step 5, 3 Minutes
PRICE & AVAILABILITY

Step 6, 2 Minutes

Payment Methods ✗ ? 6

+ Add Payment Method

Cancellation Policy ?

+ Add Penalty

Terms and Conditions links ?

+ Add Terms and Conditions links

SAVE

Add Reservations

rentals united SERVICES **BOOKINGS** PROPERTIES GUEST PLANNER HELP Matt

SEARCH BOOKINGS
NEW RESERVATION

SEARCH BOOKING

Search, view and edit all your bookings.

Entered from 05/10/2021 to 04/11/2021 APPLY EXPORT TO EXCEL 672 Bookings | Show 10 | 50 | 250

All channels Property Reservation ID Guest Location Date Check-in Nights Total Price: All

Homeie	Pass the Keys Beautifully kept Mezzanine flat ★School of Art	138115966	Jennifer Gillespie	Glasgow	16/10/2021	18/10/2022	329 nights	0.00 GBP	Request
Booking.com	Pass the Keys Boutique studio apartment in Gunwharf Sleep 3	138128984	Vicky Beckett	Portsmouth	21/10/2021	15/10/2022	2 nights	215.00 GBP	Confirmed
Vrbo	Pass the Keys 3bed Apartment 5mins walk from beach & Southsea	138126434	Gary Ludwin	Portsmouth	20/10/2021	14/10/2022	2 nights	454.82 GBP	Cancelled
Vrbo	Pass the Keys 3bed Apartment 5mins walk from beach & Southsea	138143486	Gary Ludwin	Portsmouth	28/10/2021	14/10/2022	2 nights	454.82 GBP	Confirmed

rentals united SERVICES **BOOKINGS** PROPERTIES GUEST PLANNER HELP Matt

SEARCH BOOKINGS
NEW RESERVATION

NEW BOOKING

Use Rentals United to keep the booking information of a new booking made outside of our network.

MC CHANNEL: Matt Chetwood
TIME MADE:
RU PROPERTY ID:
RENTALS UNITED RES ID:
CHANNEL RES ID:
PMS ID:

Status: Request *Your reservation is a request*

Guest Details

First name*	Address	Comments
<input type="text"/>	<input type="text"/>	
Last name*	Postal Code	
<input type="text"/>	<input type="text"/>	
Email	Country	
<input type="text" value="office@passthekeys.co.uk"/>	<input type="text" value="Please select"/>	
Skype	Language	
<input type="text"/>	<input type="text" value="English"/>	
Phone	Fax	
<input type="text"/>	<input type="text"/>	

English

Phone

Fax

Mobile

Passport N#

9

Guest Credit Card

Name On Card

Card number

VISA

Security Code

Expires On

MM

YY

Property Details

+ ADD PROPERTY

Check-in	Check-out	Property Name	N# Guests	Price to you	Guest Price	Already Paid
<div>SAVE</div>						

Cancel Reservations.

BOOKING DETAILS

Use Rentals United to keep the booking information of a new booking made outside of our network.

10

CHANNEL:
TIME MADE:
RU PROPERTY ID:
RENTALS UNITED RES ID:
CHANNEL RES ID:
PMS ID:

Status:

Request

Request

Confirmed

Archived

! Your reservation is a request

Guest Details

First name*

Last name*

Email

Skype

Phone

Address

Postal Code

Country

United Kingdom

Language

English

Fax

Comments

3- API Integration

Credentials Required

- 1- Username
- 2- Password

These two things are required to GET Token for all requests

Endpoints

API Doc: <https://developer.rentalsunited.com/>

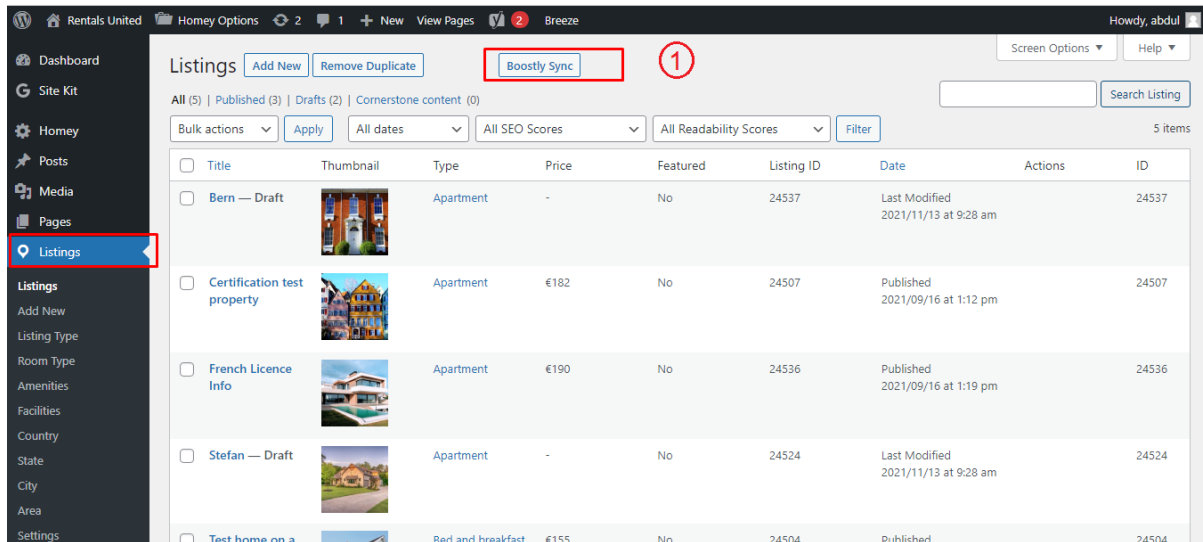
- 1- GET Listings
<https://developer.rentalsunited.com/#list-properties>
- 2- GET Single Listing
<https://developer.rentalsunited.com/#list-specific-property>
- 3- GET Prices
<https://developer.rentalsunited.com/#list-property-prices>
- 4- GET Room Details
<https://developer.rentalsunited.com/#list-composition-rooms>
- 5- GET Amenities
<https://developer.rentalsunited.com/#list-amenities>
- 6- GET Room Amenities
<https://developer.rentalsunited.com/#list-amenities-available-for-room>
- 7- GET Locations
<https://developer.rentalsunited.com/#list-locations>
- 8- GET Property Types
<https://developer.rentalsunited.com/#list-property-types>
- 9- PUT Property External Link
<https://developer.rentalsunited.com/#set-properties-status>
- 10- GET Availability
<https://developer.rentalsunited.com/#list-property-availability-calendar>Create Reservation
- 11- Create Reservations
<https://developer.rentalsunited.com/#put-confirmed-reservations>

Missing data

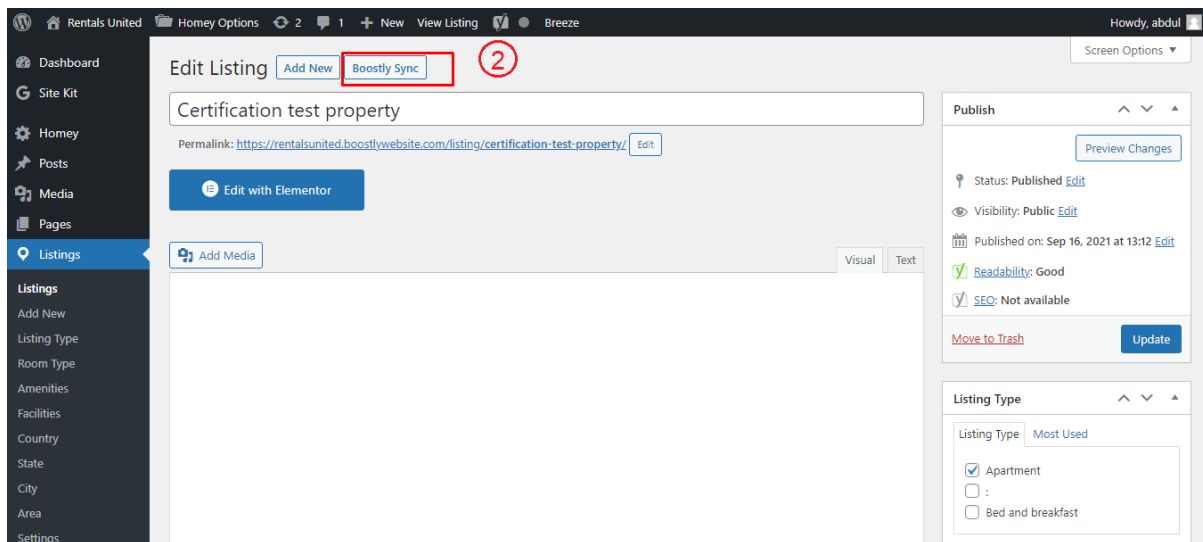
- 1- No of Guest + Rates
- 2- No Taxes

Manual sync options

- 1- All Data sync

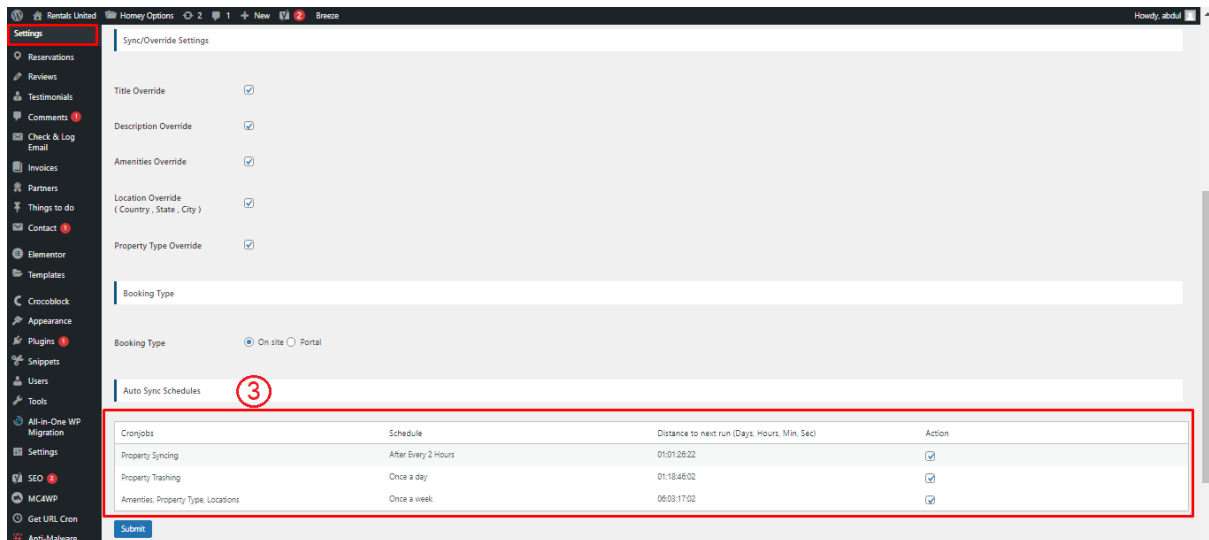


2- Single listing sync (Go single listing edit page)



Auto Sync Settings

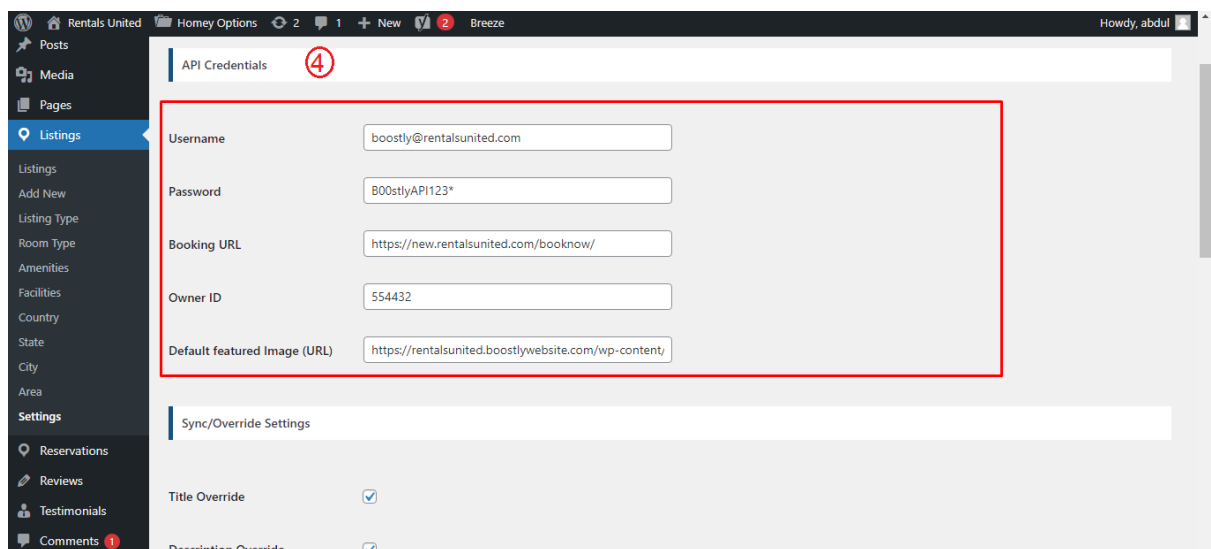
- 1- Plugin Setting page (Go to Listings > Settings)
- 2- View existing auto schedules
- 3- Can enable/Disable each auto sync by clicking checkbox under Action Column.




4- Website Settings

Plugin Settings

- 1- Plugin Setting page (Go to Listings > Settings)
- 2- Enter required API credentials

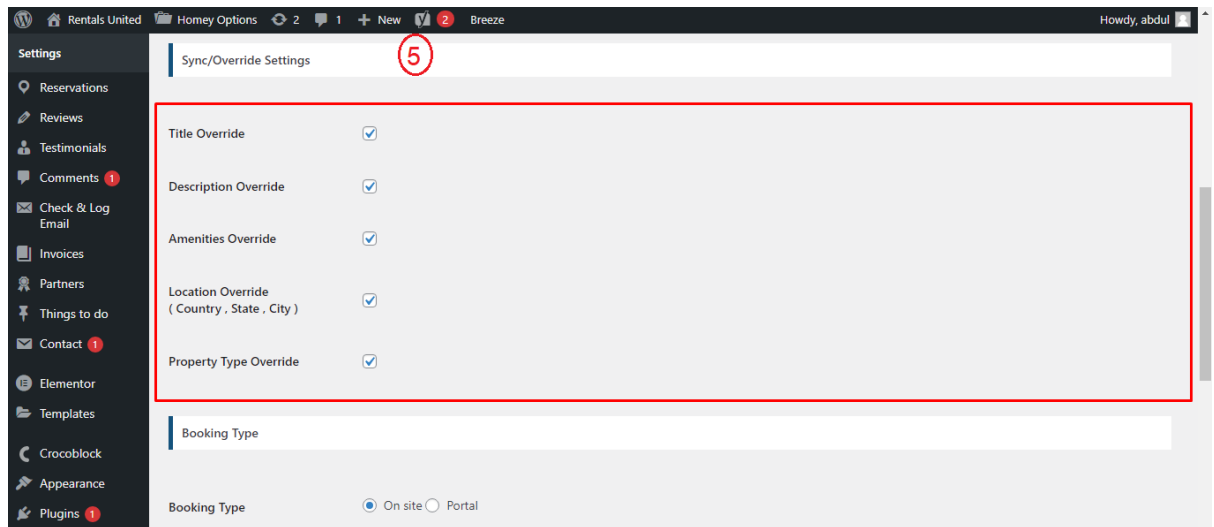


3- Booking Types

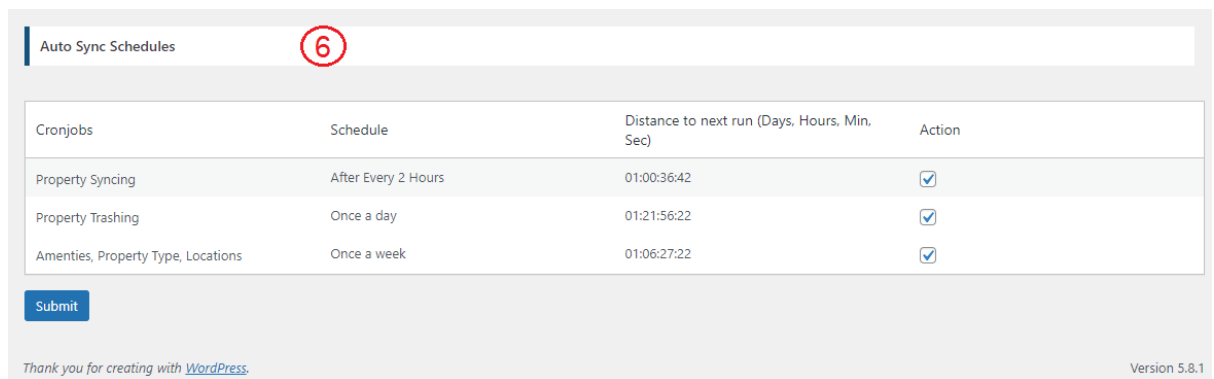


4- Override options

You can enable / disable override settings for API data.



5- Can view and enable/disable Auto Syncs.



5- Customization

Auto Registration

Changes for auto registrations module are in following files.

- 1- homey-child\template-parts\boostly-modal-register.php
- 2- homey-child\template-parts\instance-booking\nightly.php
- 3- plugin\rentals-united\assets\js\rentals-united.js
- 4- plugin\rentals-united\rentals-united.php

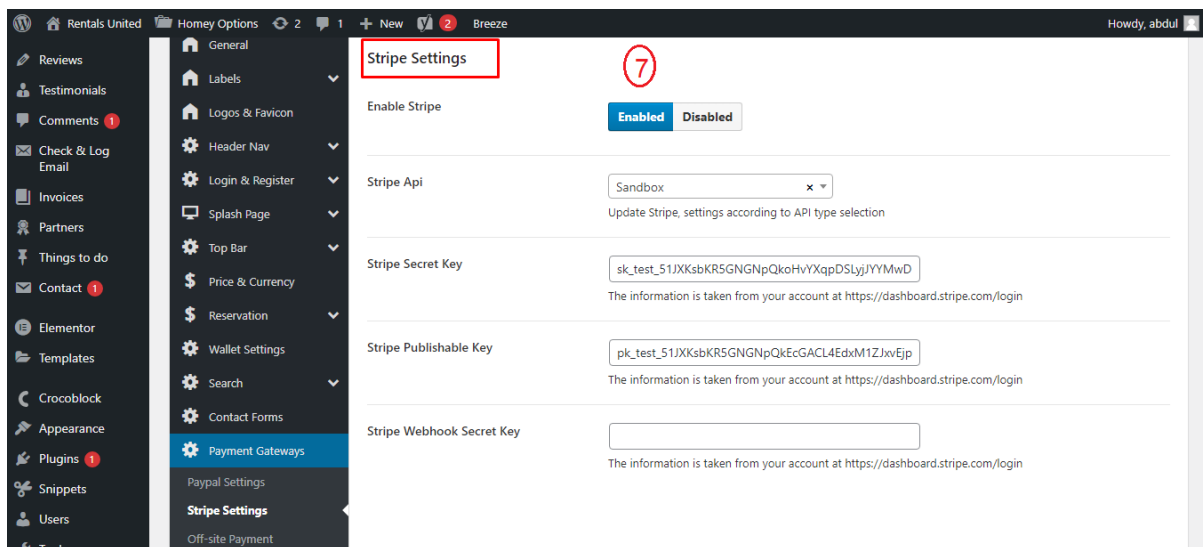
6- Gateways

Stripe

Changes regarding stripe to Guesty reservation are in the following files.

- 1- theme\homey-child\template-parts\instance-booking\nightly.php
- 2- plugin\rentals-united\ rentals-united.php
- 3- plugin\ rentals-united \assets\js\ rentals-united.js
- 4- plugin\ rentals-united \classes\class-stripe.php

Homey theme settings to enable / disable Stripe gateway



7- Code

Child Theme

Path: theme\homey-child

API Plugin

Path: plugin\rentals-united